



THE REPUBLIC OF UGANDA  
MINISTRY OF HEALTH

## COVID-19 DAILY SITUATION REPORT

### 1.0 HIGHLIGHTS

- ❖ **Four hundred forty-six (446) new COVID-19 confirmed cases** reported in the **last 24 hours** bringing the cumulative total to **33,360** from **135/136 districts**.
- ❖ **No COVID-19 death** has been registered today. Cumulative deaths stand at **245** (Case Fatality Rate: **0.73%**).
- ❖ Ninety six percent of confirmed cases **96%** (31,899/33,360) are **locally transmitted** while **4%** (1,461/33,360) are **imported cases**.
- ❖ A total of 353 **confirmed cases** (Ugandans: 345; Non-Ugandans: 08) are currently admitted across **18 health facilities** and **6 Non-Traditional Isolation Facilities**.
- ❖ National bed capacity currently stands at **3,486** beds with 353 cases on active admission, giving a bed occupancy rate of **10%**.
- ❖ A cumulative total of **11,666 cases** have recovered and been discharged (**10,619** cases under hospital management and **1,047** for Home Based Care)
- ❖ A total of **2,993 laboratory samples** were tested today bringing it to a cumulative total of **730,916 samples** tested. Positivity rate today stands at 14.9% compared to 11.2% of the previous day.



## Summary of COVID-19 outbreak in Uganda

Summary statistics as of 23rd December 2020	
<b>Total Confirmed Cases</b>	33,360
<b>New deaths</b>	00
<b>Cumulative deaths (laboratory confirmed)</b>	245
Health facilities	241
Community	04
<b>Cumulative deaths (non-laboratory confirmed-probable)</b>	170
<b>Confirmed cases on admission</b>	353
Ugandans	345
Non-Ugandans	08
<b>Cumulative number of recoveries (Facility management)</b>	10,619
Ugandans	10,199
Non-Ugandans	420
Runaways from isolation (Cumulative)	79 (59 prison)
<b>Cumulative contacts listed</b>	48,750
Contacts that have <b>completed 14 days</b>	47,199
Contacts <b>still under follow up</b>	1,551
Contacts <b>followed up today</b>	275(17%)
Contacts <b>followed up today who became symptomatic</b>	00
Contacts <b>lost to follow up</b>	00
Specimens collected and sent to the lab today	2,993
PoE	75
<b>Travellers (intending travel out country)</b>	1,312
Contacts and alerts	1,505
Health workers	101
Cumulative specimens collected	730,916
Number of cases with positive results today	446
<b>Ground crossing POE</b>	04
<b>Travellers (intending travel out country)</b>	108
<b>Contacts</b>	61
<b>Alerts</b>	255
<b>Returnees via EIA</b>	00
<b>Health workers</b>	18



## 2.0 EPIDEMIOLOGY

### 2.1 New COVID-19 Cases confirmed today by district and type

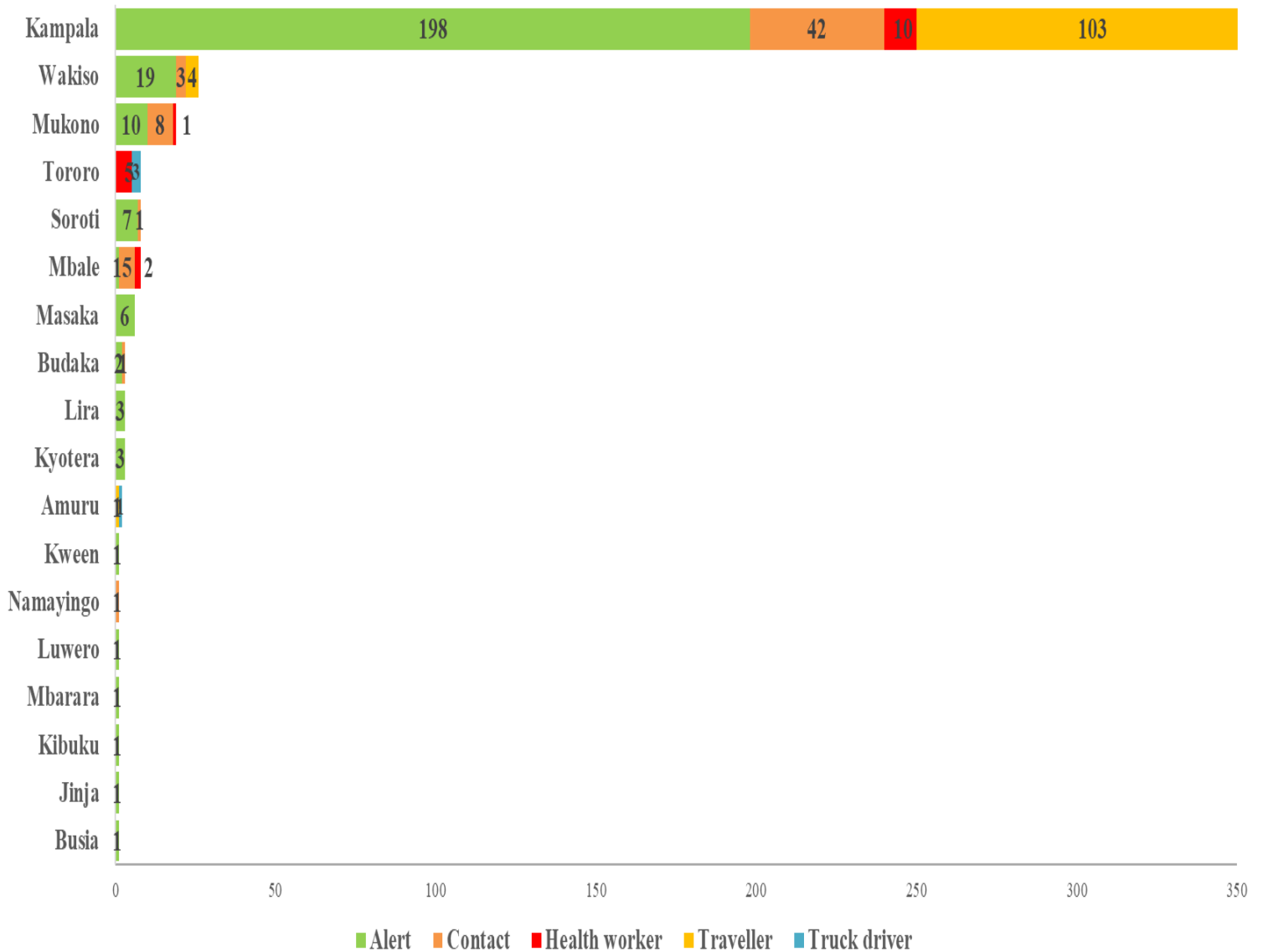


Figure 1: New COVID-19 Confirmed cases



## 2.2 National trend of confirmed cases by date of laboratory confirmation

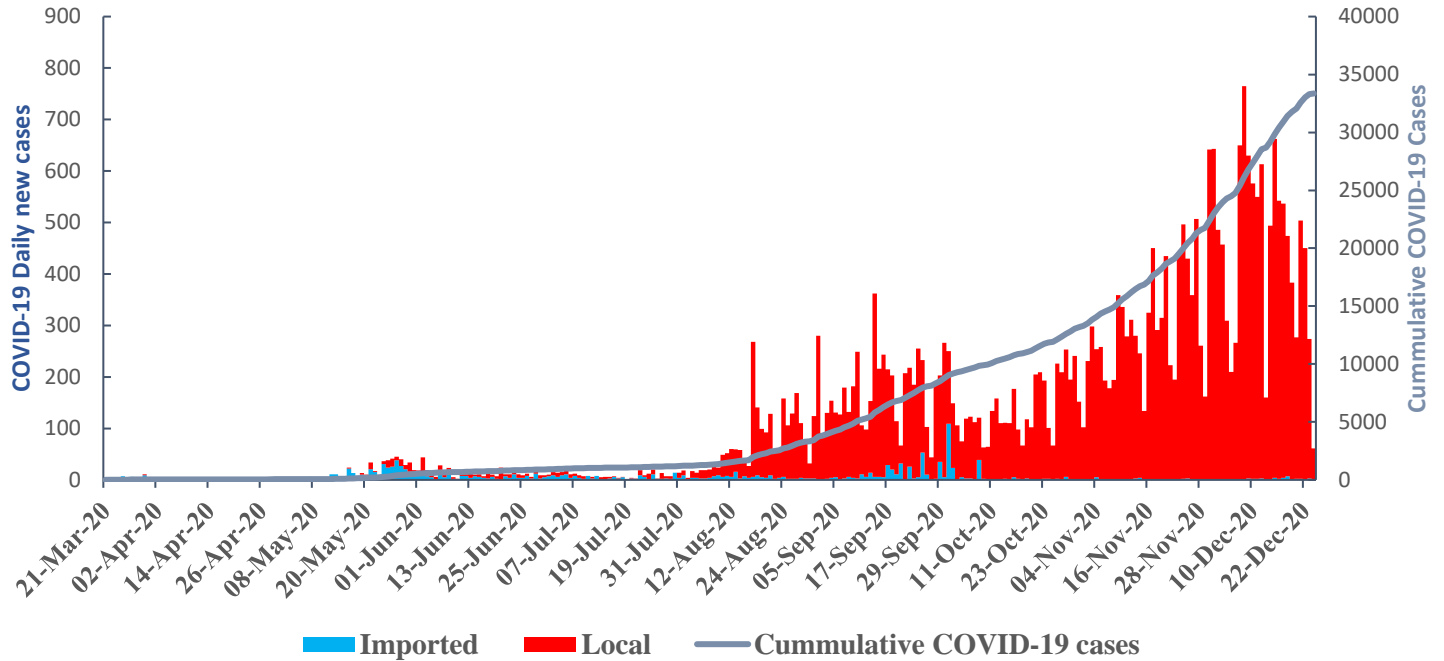


Figure 2: Confirmed cases by date of sample collection

## 2.3 Distribution of COVID-19 Cases by type

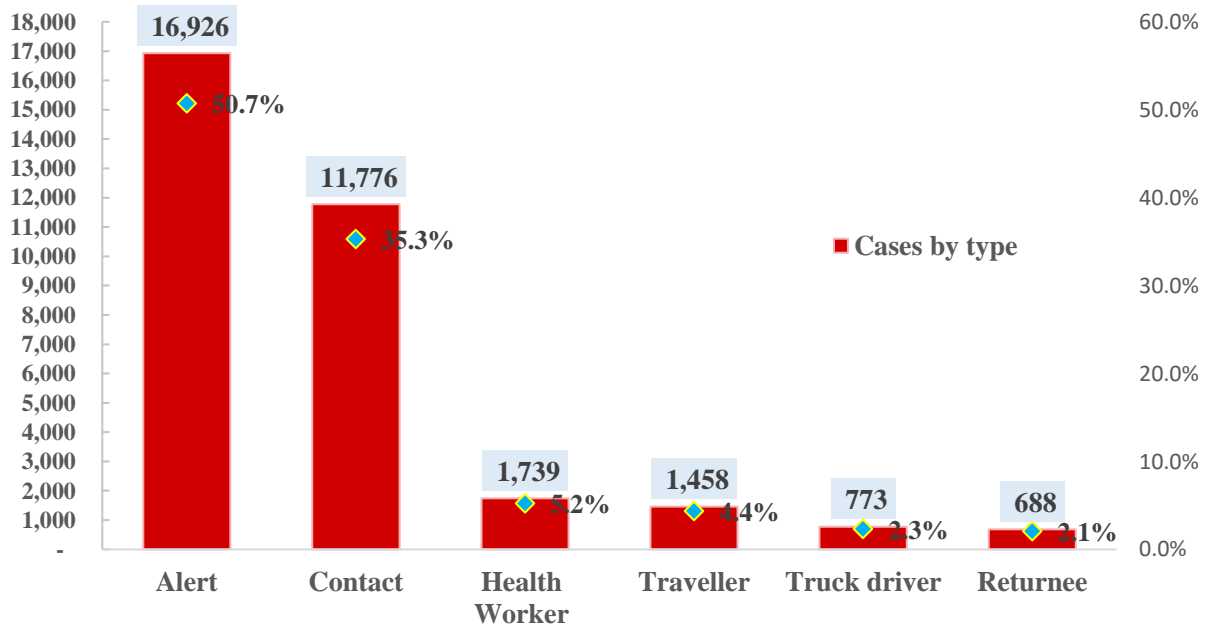


Figure 3: COVID-19 cases reported to-date by type



## 2.4 Categorisation of confirmed cases on active admission by severity of disease (n=353)

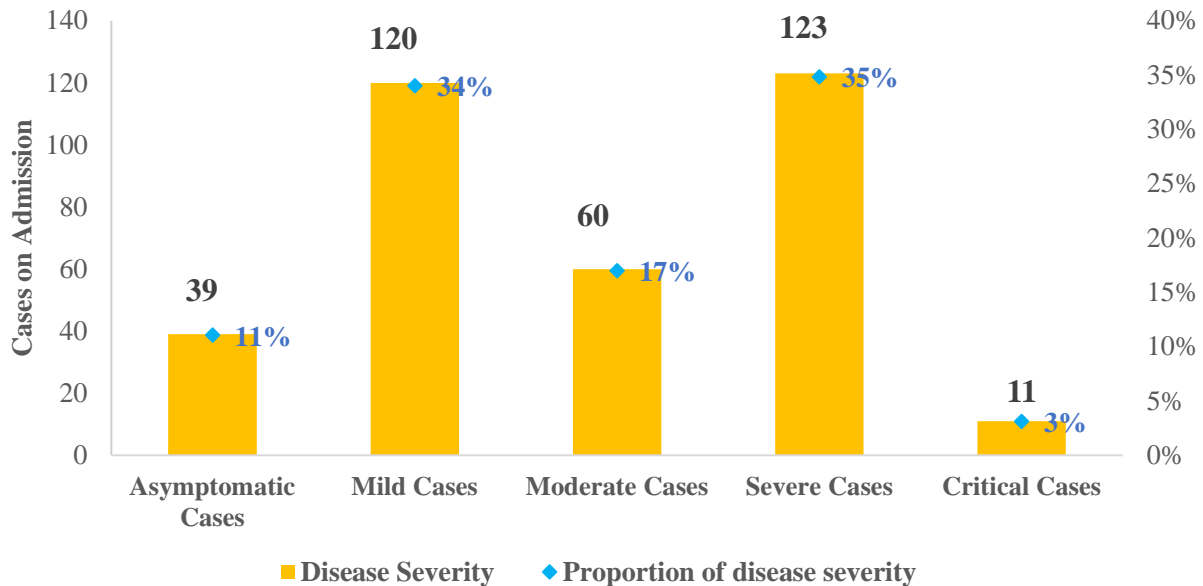


Figure 4: Active cases on admission by disease severity

## 3.0 PUBLIC HEALTH ACTIONS

### COORDINATION

- Incident Management Team (IMT) meeting chaired by the Incident Commander continues to meet daily.

### SURVEILLANCE

- Active case finding focusing on most affected areas.
- Strengthening alert management system and daily reporting from all districts and health facilities.
- Continued investigation of alerts and suspected cases, especially new clusters and newly affected areas.

### CASE MANAGEMENT

- There are **353** confirmed cases on active facility admission across the country. Below is summary by treatment site.



Isolation Facility Type	Isolation Facility Name	Active Facility Admissions	Cumulative Discharges	Total Bed Capacity	% Bed Occupancy
<b>Hospital COVID-19 Treatment Unit</b>	Mulago NRH	131	2422	356	37%
	Naguru Hospital	9	92	12	75%
	Entebbe Hospital	89	1101	141	63%
	Jinja RRH	5	251	63	8%
	Mbale RRH	5	430	50	10%
	Moroto RRH	7	222	100	7%
	Soroti RRH	8	462	90	9%
	Lira RRH	4	316	51	8%
	Gulu RRH	4	642	12	33%
	Arua RRH	3	313	56	5%
	Hoima RRH	2	126	49	4%
	Mubende RRH	5	128	25	20%
	Fort Portal RRH	6	62	26	23%
	Kabale RRH	8	470	64	13%
	Mbarara RRH	20	203	30	67%
	Masaka RRH	8	188	41	20%
	Bombo Military Hospital	5	201	60	8%
	Adjumani General Hospital	0	57	20	0%
<b>Non Traditional Isolation Facility</b>	Namboole	18	1834	800	2%
	Kyangwali	0	12	40	0%
	Achwa power	0	208	200	0%
	Gulu Prison	9	323	400	2%
	Moroto Prison	0	115	200	0%
	Jinja Prison	7	441	600	1%

## RISK COMMUNICATION AND SOCIAL MOBILIZATION

- The team continues to release daily press briefs to update the general public on the COVID-19 outbreak.



## LOGISTICS

- With funding support from Global Fund, process is on-going to;
  - Procure COVID19 Diagnostics with specific focus to scale up testing with Rapid Diagnostic Tests (RDTs).
  - Procure Personal Protective Equipment (PPEs) for Health Workers supporting COVID-19 response and continuation of essential service i.e. HIV, Tuberculosis and Malaria as shown below.

Item	QTY (PCS)	Total Cost
Mask, Surgical, Type IIR fluid resistant, s.u./disp. - Pack of 50	114,714	2,466,346
Respirator, Surgical, High-filt, FFP2/N95, no-valve, none ster - Pack of 20	45,652.17	2,100,000
Gloves, Examination, non-ster, s.u./disp, pwd free, nitrile, size M - Pack of 100	200,000.00	2,198,440
Gloves, Examination, non-ster, s.u./disp, pwd free, nitrile, size L - Pack of 10	91,115.52	1,001,560
Coveralls Protection CatIII, 6b,L	32,734.00	266,828
Apron, 100Pcs	20,338.20	427,102
Gown, fluid-resistant, disposable, with elastic wrists	90,000.00	292,500
Shoe Covers	90,000.00	111,600
Hood water proof (to be used with gowns) [1]	90,000.00	453,600
<b>Total product costs</b>		<b>9,317,976</b>
<b>PSM costs</b>		<b>2,191,076</b>
<b>TOTAL</b>		<b>11,509,052</b>

## ICT AND INNOVATIONS

- Digitise tools using DHIS2 platform for school-based surveillance and monitoring.
- Digitization of tools for effective surveillance and monitoring of patients under Home Based Care.
- Integration of COVID-19 Routine Aggregate and Case Reporting into the national system.
- Connection of COVID-19 Treatment Units (C19TU) and Point of Entry (PoEs) to the National Back Bone Infrastructure (NBI).
- Incorporation of automated email notification of positive results to Case Management, Surveillance and Emergency Medical Services.
- Roll out of electronic laboratory request to reduce burden of data entry and improve consistency



of data end to end.

- The Uganda COVID-19 dashboard can be accessed at <https://covid19.gou.go.ug/>

## 4.0 CHALLENGES

- Delay in dispatch of results to districts; electronic laboratory request application to be rolled out to reduce data entry workload and thus turnaround time.
- Resistance from community to be evacuated for confirmed cases, denial of results and non-compliance with directives and guidelines especially within Kampala.
- Inadequate resources/funding to facilitate smooth operation of the different COVID-19 response activities.

**Given the fast-evolving nature of this epidemic, errors and omissions are inevitable. The Incident Management Team welcomes feedback and any information that could help rectify this. Send any comments and feedback to:  
E-mail: [mohugpheoc@gmail.com](mailto:mohugpheoc@gmail.com)**