



THE REPUBLIC OF UGANDA
MINISTRY OF HEALTH

COVID-19 DAILY SITUATION REPORT

1.0 HIGHLIGHTS

- ❖ **Two hundred ninety (290) new COVID-19 confirmed cases** reported in the **last 24 hours** bringing the cumulative total to **22,188** from **135/136 districts**.
- ❖ **No COVID-19 death** has been registered today. Cumulative deaths still stand at **206** (Case Fatality Rate: **0.93%**).
- ❖ Ninety four percent of confirmed cases **94%** (20,766/22,188) are **locally transmitted** while **6%** (1,422/22,188) are **imported cases**.
- ❖ A total of **confirmed cases** 468 (Ugandans: 443; Non-Ugandans: 25) are currently admitted across **18 health facilities** and **6 Non-Traditional Isolation Facilities**.
- ❖ National bed capacity currently stands at **3,625** beds with 468 cases on active admission, giving a bed occupancy rate of **13%**.
- ❖ A cumulative total of **9,558 patients** (Ugandans: 9,175; Non-Ugandans: 383) have recovered and been discharged.
- ❖ A total of **1,663 laboratory samples** were tested today bringing it to a cumulative total of **639,510 samples** tested. Positivity rate stands at **17.4%** today compared to **23.4%** of the previous day.



Summary of COVID-19 outbreak in Uganda

Summary statistics as of 4th December 2020	
Total Confirmed Cases	22,188
New deaths	00
Cumulative deaths (confirmed)	206
Health facilities	202
Community	04
Confirmed cases on admission	468
Ugandans	443
Non-Ugandans	25
Cumulative number of recoveries	9,558
Ugandans	9,175
Non-Ugandans	383
Runaways from isolation (Cumulative)	77 (57 prison)
Cumulative contacts listed	48,750
Contacts that have completed 14 days	47,199
Contacts still under follow up	1,551
Contacts followed up today	275(17%)
Contacts followed up today who became symptomatic	00
Contacts lost to follow up	00
Specimens collected and sent to the lab today	1,663
PoE	57
Contacts and alerts	1,560
Health workers	46
Cumulative specimens collected	639,510
Number of cases with positive results today	290
Ground crossing POE	02
Contacts	91
Alerts	177
Returnees via EIA	00
Health workers	20



2.0 EPIDEMIOLOGY

Today, 290 new cases have been registered from 21 districts with Kampala district still registering the highest number of cases at 49% (142 cases) followed by Masaka at 10.6% (31 cases), Wakiso at 8.6% (25 cases) and Kyotera at 6.2% (18 cases). Alerts accounted for more than half the total cases registered (177 cases, 61%) followed by Contacts at 91 cases (31.4%). A total of twenty (20) Health Worker Infections have been registered from eight (8) districts, and only two cases of Truck drivers have been confirmed today. To-date, only one district (Otuke district) has not registered a COVID-19 case.

2.1 New COVID-19 Cases confirmed today by district and type

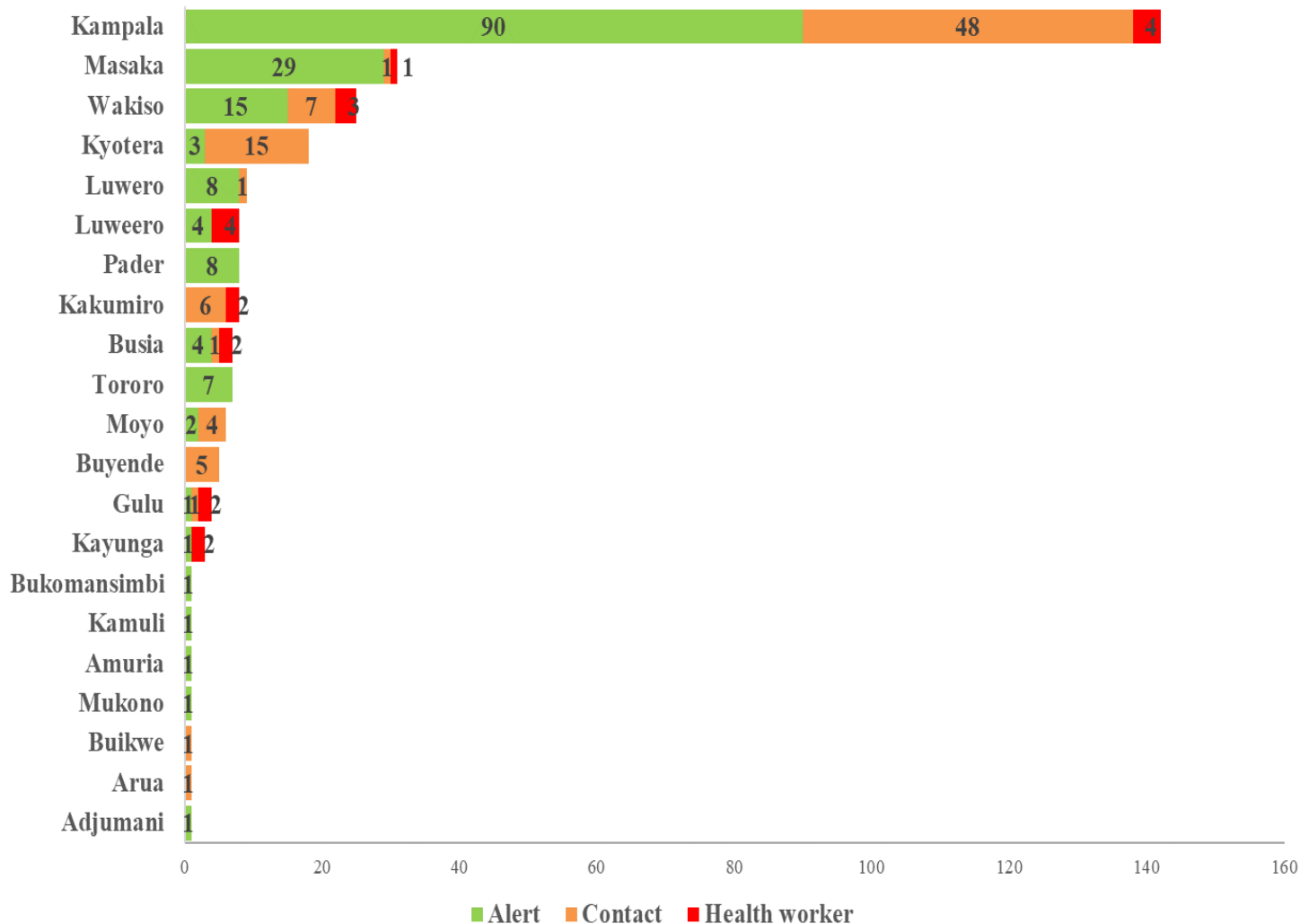


Figure 1: New COVID-19 Confirmed cases



2.2 National trend of confirmed cases by date of laboratory confirmation

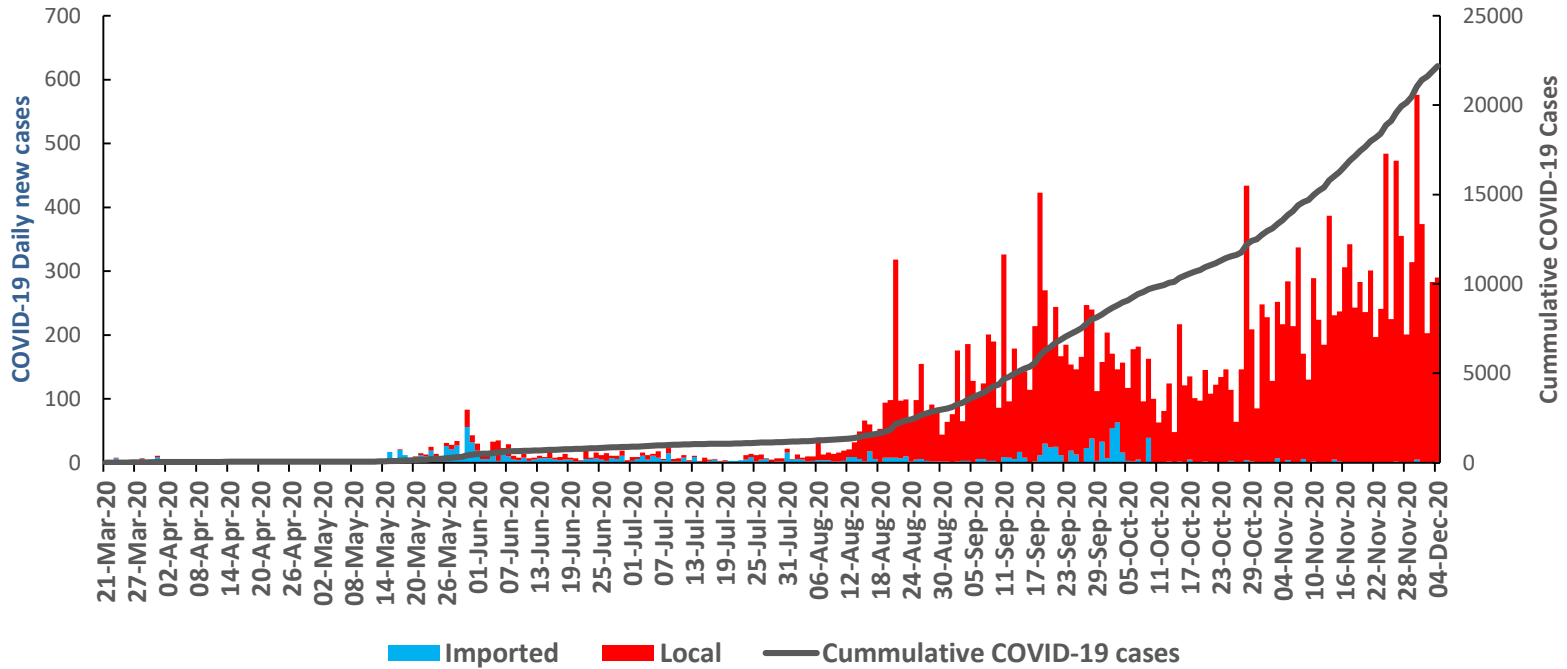


Figure 2: Confirmed cases by date of laboratory confirmation

2.3 COVID-19 Laboratory testing outcome

Positivity rate today stands at 17.4% with 290 new confirmed cases out of the 1,663 samples tested. This is above the average 6% positivity since August 2020.

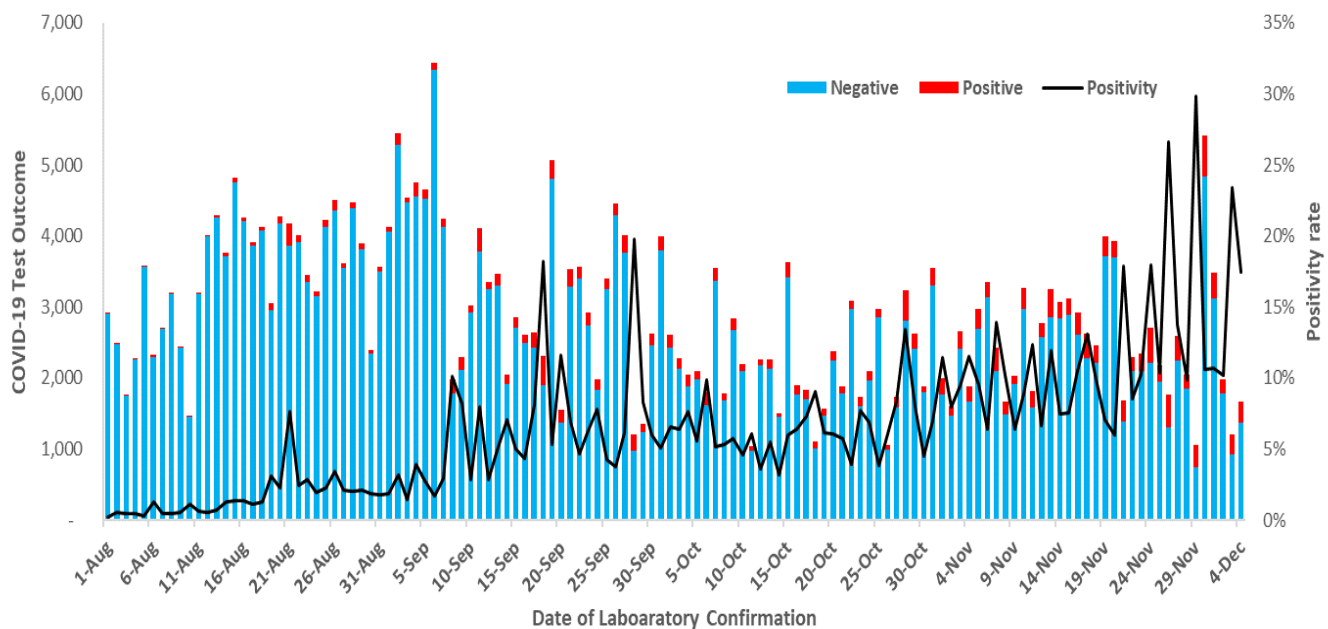


Figure 3: COVID-19 Testing outcomes



2.4 Trends of contacts and alert cases registered since August 2020

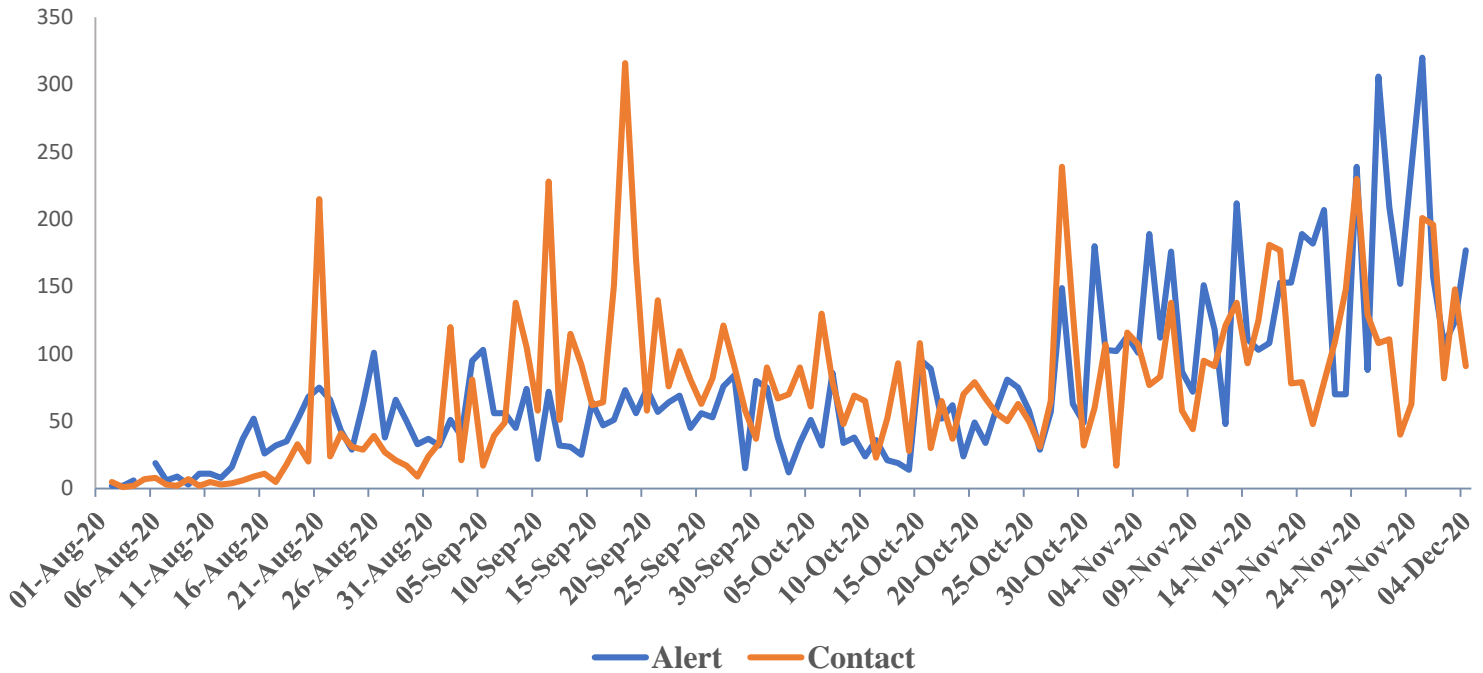


Figure 4: Daily trends in new contacts and alert cases confirmed by date of laboratory confirmation

2.5 Health Worker (HW) Infections >1 by district (last 2 weeks, n=308)

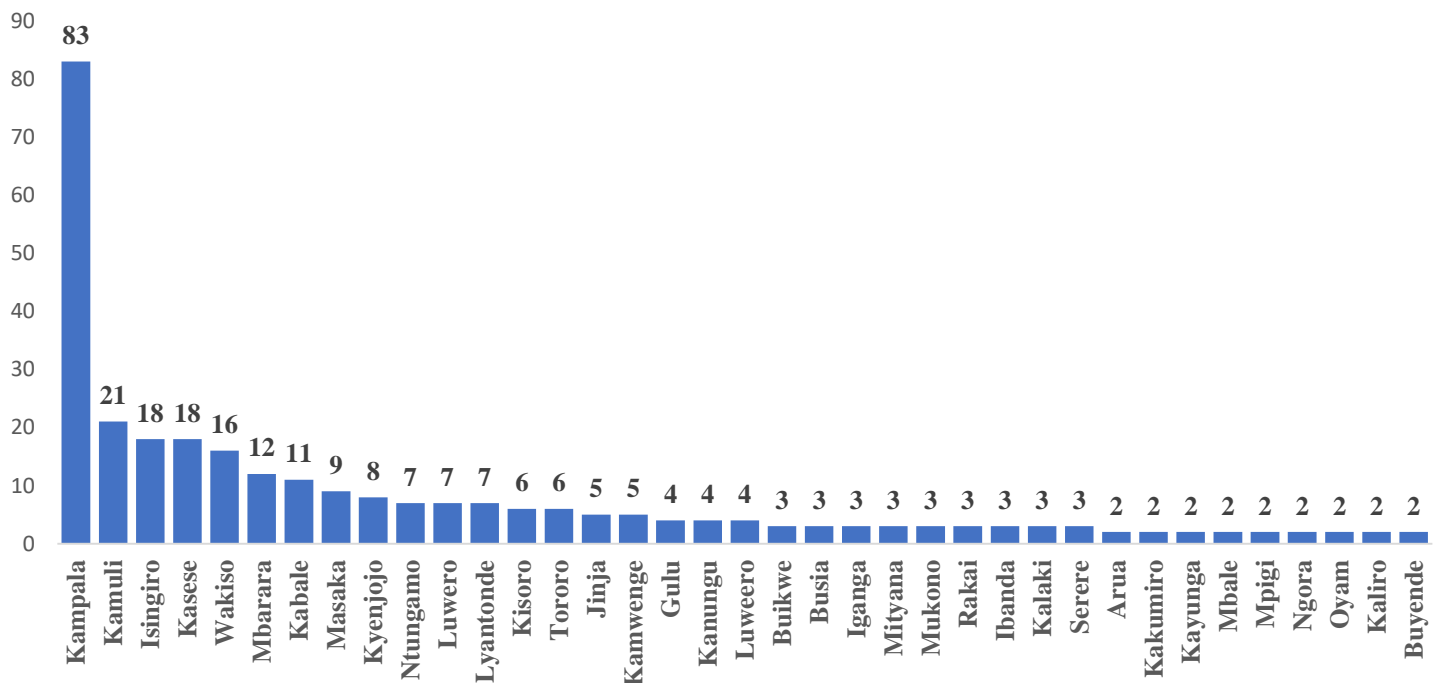


Figure 5: Districts Reporting HW Infections-last 2 weeks



2.6 Categorisation of confirmed cases on active admission by severity of disease (n=468)

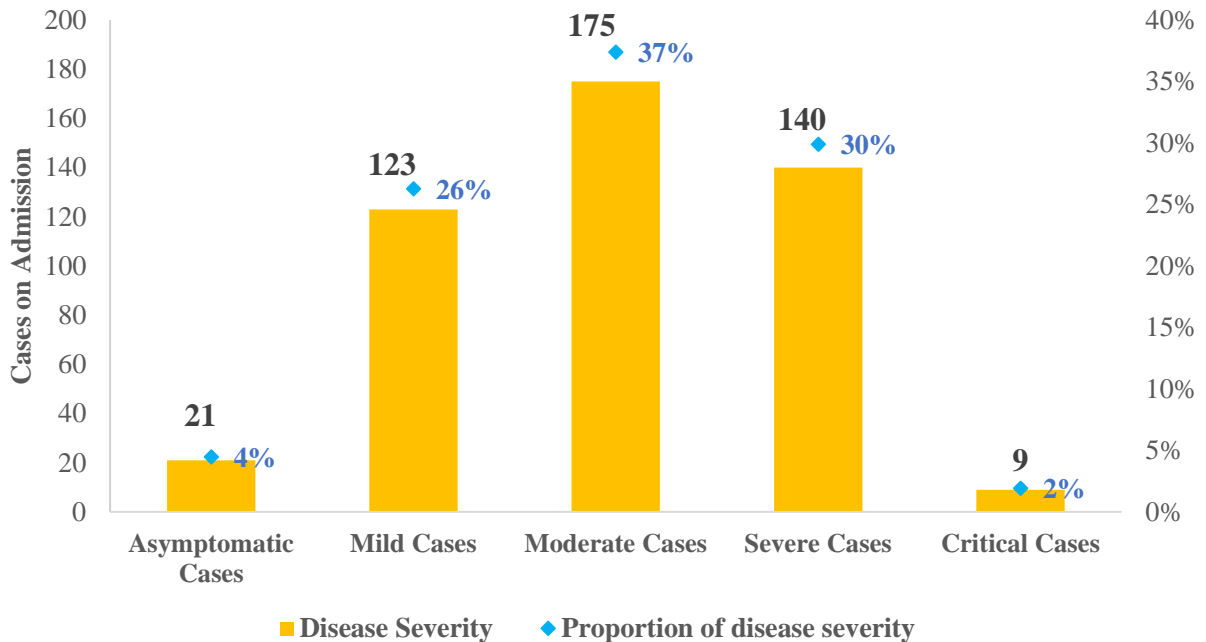


Figure 6: Active cases on admission by disease severity

3.0 PUBLIC HEALTH ACTIONS

COORDINATION

- COVID-19 response Inter Action review is ongoing to identify best practices, challenges encountered during response to gauge a way forward to improve the next phase of response. Pillars/Structures are currently conducting internal reviews which will be followed by a 1-2 day cross pillar review meeting to build consensus on pillar cross cutting issues.
- Incident Management Team (IMT) meeting chaired by the Incident Commander continues to meet daily.

SURVEILLANCE

- Active case finding focusing on most affected areas.
- Strengthening alert management system and daily reporting from all districts and health facilities.
- Continued investigation of alerts and suspected cases, especially new clusters and newly affected



areas. Below is a summary of alerts investigated.

Variable	Indicator	Output
Alerts management	Incoming calls	247
	Signals not investigated at the end of previous day	41
	New signals received from community	279
	Signals from Health Facilities	180
	Total signals	500
	Signals validated for follow-up (Alerts)	397
	Alerts investigated with collection of lab sample	358

CASE MANAGEMENT

- There are **468** confirmed cases on active facility admission across the country. Below is summary by treatment site.

Isolation Facility Type	Isolation Facility Name	Active Facility Admissions	Cumulative Discharges	Total Bed Capacity	% Bed Occupancy
Hospital COVID-19 Treatment Unit	Mulago NRH	190	2,166	495	38%
	Naguru Hospital	6	86	12	50%
	Entebbe Hospital	76	950	141	54%
	Jinja RRH	17	238	63	27%
	Mbale RRH	8	400	50	16%
	Moroto RRH	2	220	100	2%
	Soroti RRH	13	413	90	14%
	Lira RRH	1	308	51	2%
	Gulu RRH	5	640	12	42%
	Arua RRH	4	311	56	7%
	Hoima RRH	0	119	49	0%
	Mubende RRH	4	113	25	16%
	Fort Portal RRH	5	54	26	19%
	Kabale RRH	24	354	64	38%
	Mbarara RRH	8	146	30	27%
	Masaka RRH	10	170	41	24%
	Bombo Military Hospital	18	159	60	30%
	Adjumani General Hospital	1	56	20	5%



Isolation Facility Type	Isolation Facility Name	Active Facility Admissions	Cumulative Discharges	Total Bed Capacity	% Bed Occupancy
Non Traditional Isolation Facility	Namboole	70	1604	800	9%
	Kyangwali	0	12	40	0%
	Achwa power	0	208	200	0%
	Gulu Prison	0	314	400	0%
	Moroto Prison	0	115	200	0%
	Jinja Prison	6	402	600	1%
	Totals	468	9558	3625	13%

• RISK COMMUNICATION AND SOCIAL MOBILIZATION

- The team continues to release daily press briefs to update the general public on the COVID-19 outbreak.

LOGISTICS

- Masks distribution still ongoing in the community, schools and higher institutions of learning.
 - To-date, a total of 25,346,849 masks have been distributed in the community across 88 districts (64% coverage).
 - A total of 2,592,963 masks have similarly been distributed to finalists in schools and tertiary institutions (2,454,711 masks distributed to primary and secondary schools while 138,252 masks distributed to tertiary institutions)
- With funding support from Global Fund, process is on-going to;
 - Procure COVID19 Diagnostics with specific focus to scale up testing with Rapid Diagnostic Tests (RDTs).



- Procure Personal Protective Equipment (PPEs) for Health Workers supporting COVID-19 response and continuation of essential service i.e. HIV, Tuberculosis and Malaria as shown below.

Item	QTY (PCS)	Total Cost
Mask, Surgical, Type IIR fluid resistant, s.u./disp. - Pack of 50	114,714	2,466,346
Respirator, Surgical, High-filt, FFP2/N95, no-valve, none ster - Pack of 20	45,652.17	2,100,000
Gloves, Examination, non-ster, s.u./disp, pwd free, nitrile, size M - Pack of 100	200,000.00	2,198,440
Gloves, Examination, non-ster, s.u./disp, pwd free, nitrile, size L - Pack of 10	91,115.52	1,001,560
Coveralls Protection CatIII, 6b,L	32,734.00	266,828
Apron, 100Pcs	20,338.20	427,102
Gown, fluid-resistant, disposable, with elastic wrists	90,000.00	292,500
Shoe Covers	90,000.00	111,600
Hood water proof (to be used with gowns) [1]	90,000.00	453,600
Total product costs		9,317,976
PSM costs		2,191,076
TOTAL		11,509,052

ICT AND INNOVATIONS

- Digitise tools using DHIS2 platform for school-based surveillance and monitoring.
- Digitization of tools for effective surveillance and monitoring of patients under Home Based Care.
- Integration of COVID-19 Routine Aggregate and Case Reporting into the national system.
- Connection of COVID-19 Treatment Units (C19TU) and Point of Entry (PoEs) to the National Back Bone Infrastructure (NBI).
- Incorporation of automated email notification of positive results to Case Management, Surveillance and Emergency Medical Services.
- Roll out of electronic laboratory request to reduce burden of data entry and improve consistency of data end to end.
- The Uganda COVID-19 dashboard can be accessed at <https://covid19.gou.go.ug/>



4.0 CHALLENGES

- Delay in dispatch of results to districts; electronic laboratory request application to be rolled out to reduce data entry workload and thus turnaround time.
- Resistance from community to be evacuated for confirmed cases, denial of results and non-compliance with directives and guidelines especially within Kampala.
- Inadequate resources/funding to facilitate smooth operation of the different COVID-19 response activities.

Given the fast-evolving nature of this epidemic, errors and omissions are inevitable. The Incident Management Team welcomes feedback and any information that could help rectify this. Send any comments and feedback to:
E-mail: mohugpheoc@gmail.com